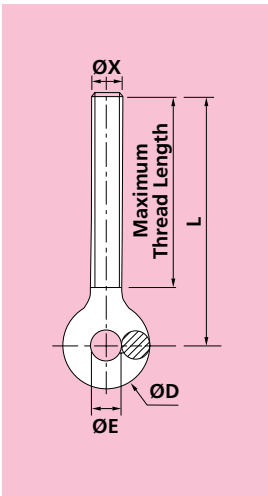


**228 FORGED EYEBOLT RIGHT HAND**  
**228A FORGED EYEBOLT LEFT HAND**

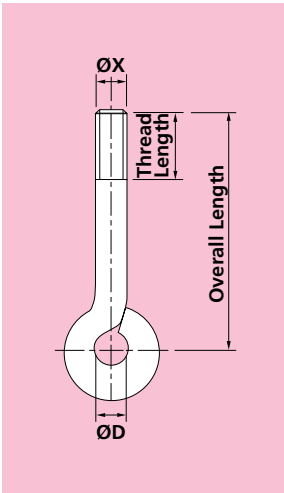


Material: Forged Steel

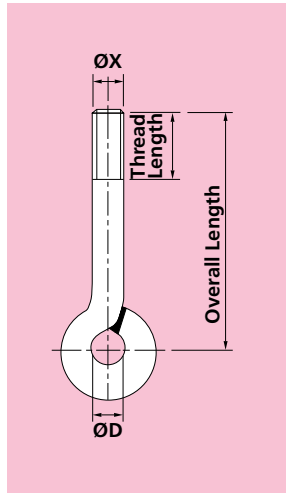
PART Nos.		DIA X	L	MAX TREAD LENGTH	MIN DIA D	DIA E	LOAD CAPACITY	
RH THREAD	LH THREAD						kgf	kN
F228M10	F228AM10	10	300	275	7	16	360	3.5
F228M12	F228AM12	12	300	270	9	18	530	5.2
F228M16	F228AM16	16	300	270	12	22	1010	9.9
F228M20	F228AM20	20	300	260	14	26	1580	15.5
F228M24	F228AM24	24	300	260	17	30	2280	22.4
F228M30	F228AM30	30	300	255	21	36	3650	35.8
F228M36	F228AM36	36	300	245	26	42	5340	52.4
F228M42	F228AM42	42	300	235	30	48	7400	72.6
F228M48	F228AM48	48	340	220	35	44	9650	94.6
F228M56	F228AM56	56	355	230	41	57	13350	130.9
F228M64	F228AM64	64	370	230	47	60	18000	176.5
F228M72	F228AM72	72	420	240	57	76	23025	225.8
F228M80	F228AM80	80	500	260	60	90	28125	275.8
F228M90	F228AM90	90	600	320	70	100	35595	349.1

Sizes M42 and above are oval eye pattern. Equivalent fabricated design is also available

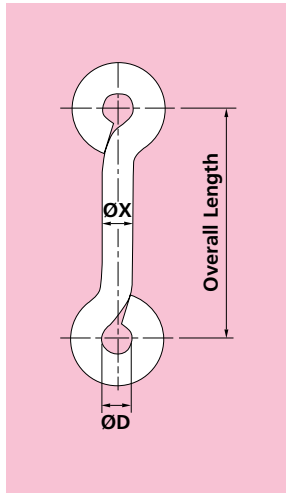
**BENT EYE ROD**  
**231 RH**  
**231A LH**



**BENT EYE ROD WELDED**  
**232 RH**  
**232A LH**



**233 DOUBLE BENT EYE ROD**



DIA X	DIA D	LOAD CAPACITY	
		kgf	kN
10	12	105	1.0
12	15	160	1.6
16	19	285	2.8
20	24	430	4.2
24	28	660	6.5
30	43	1080	10.6
36	49	2100	20.6
42	55	2950	28.9

For Thread lengths see Fig 226 Hanger Rod (Page 8)

Material: Carbon Steel Order by Figure number, size and overall length