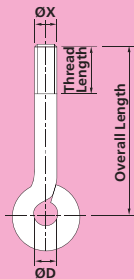
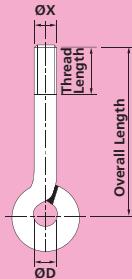


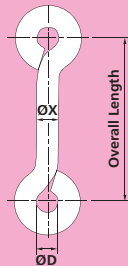
BENT EYE ROD
231 RH
231A LH



BENT EYE
ROD WELDED
232 RH
232A LH



233 DOUBLE
BENT EYE
ROD



Material: Carbon Steel Order by Figure number, size and overall length

DIA X	DIA D	LOAD CAPACITY	
		kgf	kN
10	12	105	1.0
12	15	160	1.6
16	19	285	2.8
20	24	430	4.2
24	28	660	6.5
30	43	1080	10.6
36	49	2100	20.6
42	55	2950	28.9

For Thread lengths see
 Fig 226 Hanger Rod (Page 12)