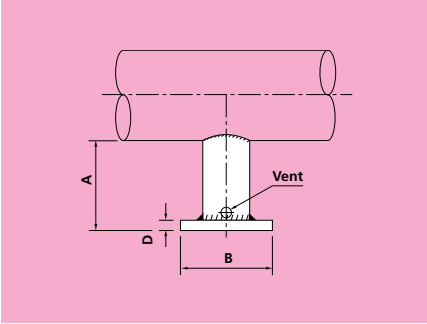
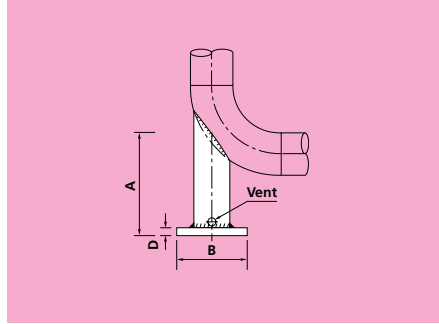


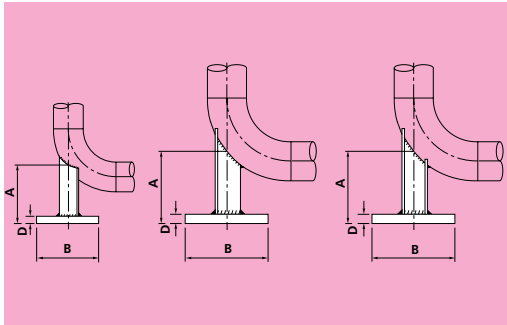
353A TUBULAR BASE



353B TUBULAR BASE



354 SECTIONAL BASE



353A, 353B and 354:

These components are designed to suit the application.

When specifying these items, the designer should satisfy himself that stress levels in the pipe wall are acceptable.

Material must be compatible with the pipe.